

HIT SERIES

HEAT-SINK ALUMINIUM CASE



Heat Resistant



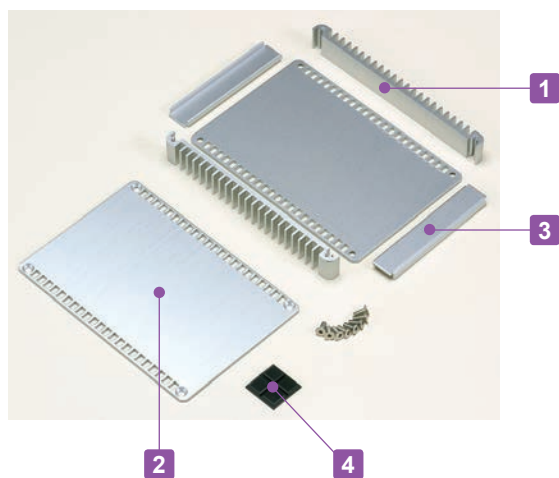
- Heat dissipation and cooling via the utilization of extruded aluminium heat-sink side plates.
- Rounded corners gives it an elegant feel.
- Aluminium extrusion parts provides high structural durability.
- Suitable for use as small-type fanless PC, digital audio equipment, and so on.
- Available in both Silver and Black color types.

APPLICATION EXAMPLE

FIBER OPTICS EXTENSION UNIT



Product by Sanritz Automation Co., Ltd. (Japan)
Website: sanritz.co.jp



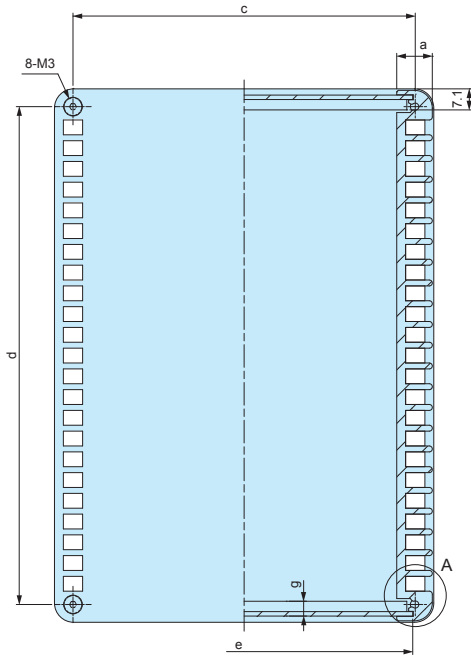
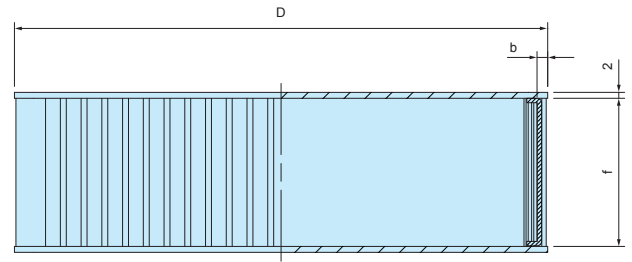
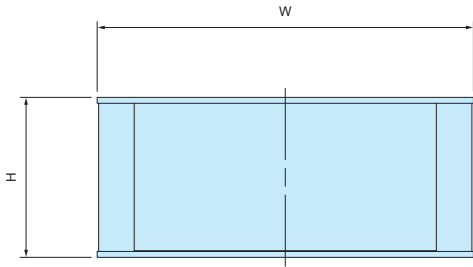
Included screws
Enclosure (Silver) M3-8 Hexagonal countersunk screw Stainless steel: Silver unfinished x 8 pcs
Enclosure (Black) M3-8 Hexagonal countersunk screw Stainless steel: Black trivalent chromate x 8 pcs
*Hexagonal screwdriver included

Components

No.	Part name	Pcs	Material	Color / Finish
1	Heat-sink side plate	2	Extruded aluminium A6063S-T5	Silver • Black / Anodized
2	Top • Bottom cover	2	Aluminium A1050P t=2.0	Silver • Black / Hairline brushed & Anodized
3	Front • Rear panel	2	Aluminium A1050P t=1.5	Silver • Black / Hairline brushed & Anodized
4	Rubber feet	1 set	Polyurethane	Black

HIT dimensions

DXF/DWG/PDF drawings available on our website.



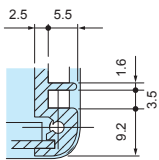
Optional aluminium isolation feet available
See page 265 ~ 266



APPLICATION EXAMPLE

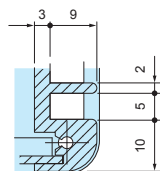


HIT□-□-13



A cross-section

HIT□-□-18



A cross-section

Product no. / Dimensions

Please suffix color code at the end of the product number.

Product no.		W	H	D	a	b	c	d	e	f	g	Thermal resistance (°C / W)	Weight (g)
● Silver	● Black												
HIT 9-2-13SS	HIT 9-2-13BB	89	20	130	8	3.6	81	118.6	78.8	16	5	9.14	183
HIT 9-4-13SS	HIT 9-4-13BB	89	40	130	8	3.6	81	118.6	78.8	36	5	5.6	255
HIT13-3-13SS	HIT13-3-13BB	130	30	130	8	3.6	122	118.6	119.8	26	5	6.82	289
HIT13-5-13SS	HIT13-5-13BB	130	50	130	8	3.6	122	118.6	119.8	46	5	4.83	370
HIT18-4-13SS	HIT18-4-13BB	180	40	130	8	3.6	172	118.6	169.8	36	5	5.6	414
HIT18-6-13SS	HIT18-6-13BB	180	60	130	8	3.6	172	118.6	169.8	56	5	4.29	503
HIT13-3-18SS	HIT13-3-18BB	128	30	180	12	3.6	115.5	168	113.8	26	5	4.38	411
HIT13-5-18SS	HIT13-5-18BB	128	50	180	12	3.6	115.5	168	113.8	46	5	3.1	535
HIT17-4-18SS	HIT17-4-18BB	174	40	180	12	3.6	161.5	168	159.8	36	5	3.6	578
HIT17-6-18SS	HIT17-6-18BB	174	60	180	12	3.6	161.5	168	159.8	56	5	2.76	719
HIT23-5-18SS	HIT23-5-18BB	228	50	180	12	3.6	215.5	168	213.8	46	5	3.1	772
HIT23-7-18SS	HIT23-7-18BB	228	70	180	12	3.6	215.5	168	213.8	66	5	2.5	928

Thermal resistance calculation is based on the fins being perpendicular to the ground with temperature at 60°C.