

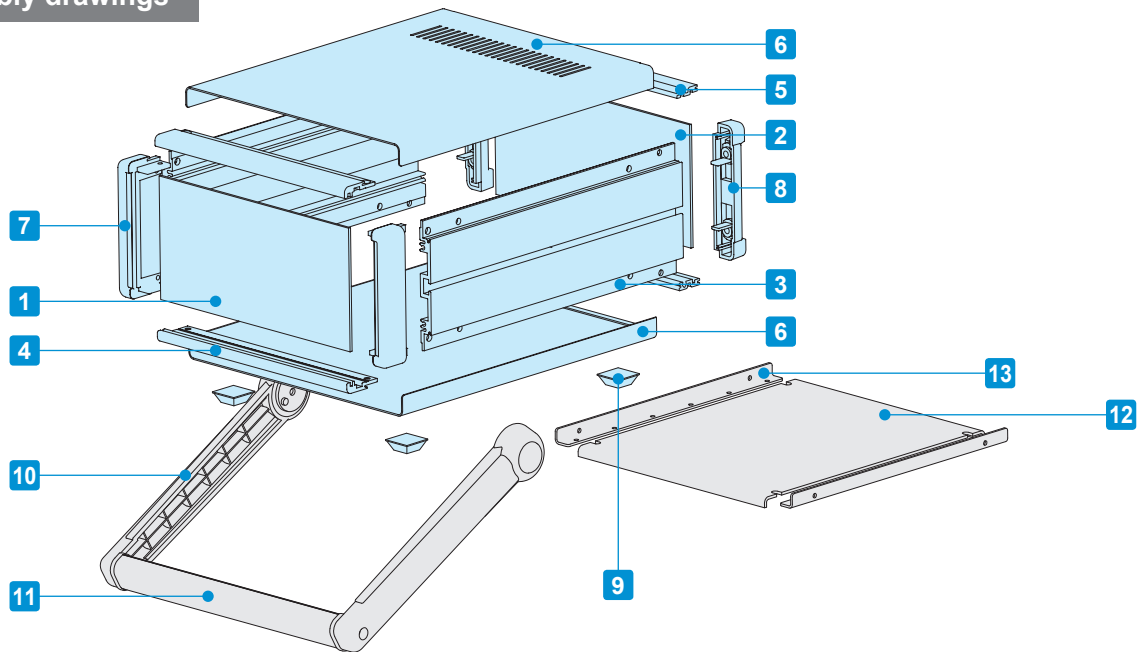
MSN SERIES

DESKTOP ENCLOSURE with STAND HANDLE



- Available in 3 different colors and 176 different sizes.
- Stand handle can be shifted and locked at 30° intervals.
- Maximum load support of 25kg.

Assembly drawings



Components

No.	Part name	Pcs	Material	Color / Finish	
1	Front panel	1	Aluminium A1050P t=2.0	Silver • Black / Hairline brushed & Anodized	
2	Rear panel	1	Aluminium A1050P t=2.0	Silver • Black / Anodized	
3	Side frame	2	Extruded aluminium A6063S-T5	Gray • Black / Painted	
4	Front frame	2	Extruded aluminium A6063S-T5	Gray • Black / Painted	
5	Rear frame	2	Extruded aluminium A6063S-T5	Silver / Anodized	
6	Top • Bottom cover	1 each	Steel SPCC t=1.0	Light gray • Black / Painted	
7	Corner block	2	Diecast aluminium ADC12	Gray • Black / Painted	
8	Rear feet	2	ABS UL94V-0	Gray • Black	
9	Rubber feet	4	Polyurethane	Black	
10	Stand handle	Bracket	2	ABS UL94VHB	Light gray • Black
11		Grip	1	Extruded aluminium A6063S-T5	Silver • Black

■ Front • Rear panels comes with a protective sheet cover.

Included screws

M4-6 countersunk screw, trivalent chromate x 4 pcs

M4-8 pan head screw, trivalent chromate x 8 pcs

M4-10 binding head screw, black trivalent chromate x 4 pcs

Accessories (Optional parts)



12 Mounting plate
MSC series
See page 249



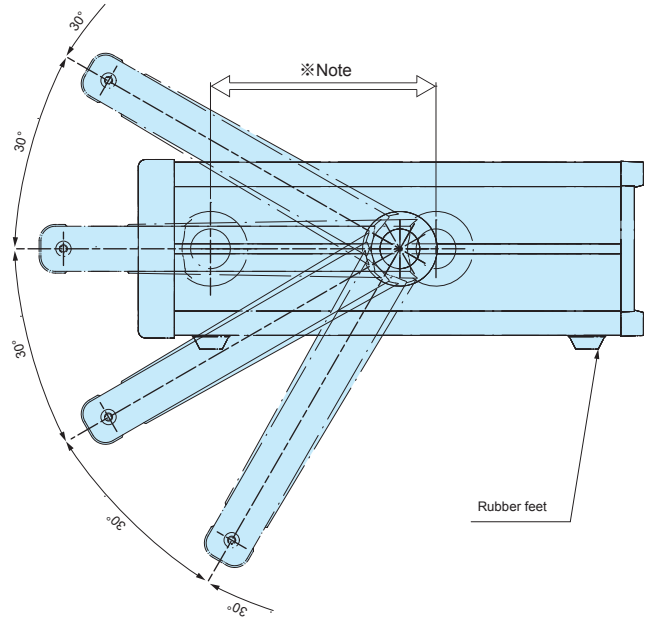
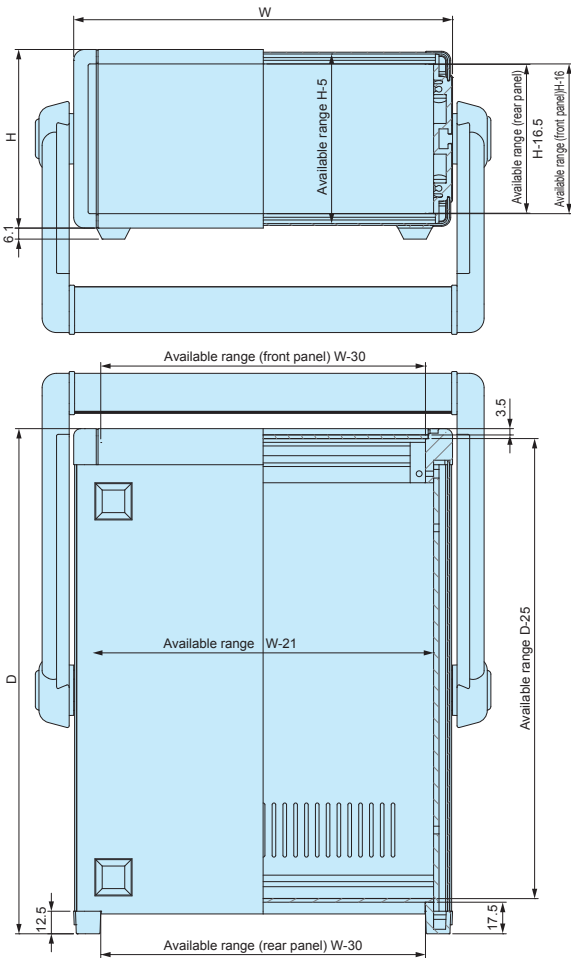
13 L-bracket
MSCL series
See page 249



Cable hook
CBF series
See page 251

MSN dimensions

DXF/DWG/PDF drawings available on our website.



※ Note
Stand handle location can be freely affixed within denoted range.

Top • Bottom cover of sizes 160x160, 160x230, 160x280, 210x160 do not have ventilation holes.

Color Type

Please suffix color code at the end of the product number.

● G		● B		● BS	
Panel	Silver	Panel	Black	Panel	Silver
Top • Bottom cover	Light gray	Top • Bottom cover	Black	Top • Bottom cover	Black
Side frame	Gray	Side frame	Black	Side frame	Black

Product no. / Dimensions

Product no.	H	W	D	Weight (kg)
MSN 66-16-16□	66	160	160	1.2
MSN 66-16-23□	66	160	230	1.5
MSN 66-16-28□	66	160	280	1.8
MSN 66-21-16□	66	210	160	1.4
MSN 66-21-23□	66	210	230	1.8
MSN 66-21-28□	66	210	280	2.1
MSN 66-21-35□	66	210	350	2.5
MSN 66-26-23□	66	260	230	2.1
MSN 66-26-28□	66	260	280	2.4
MSN 66-26-35□	66	260	350	2.9
MSN 66-32-23□	66	320	230	2.4
MSN 66-32-28□	66	320	280	2.8
MSN 66-32-35□	66	320	350	3.4
MSN 66-32-45□	66	320	450	4.1
MSN 66-37-23□	66	370	230	2.6
MSN 66-37-28□	66	370	280	3.1
MSN 66-37-35□	66	370	350	3.7
MSN 66-37-45□	66	370	450	4.4
MSN 66-43-23□	66	430	230	3.0
MSN 66-43-28□	66	430	280	3.5
MSN 66-43-35□	66	430	350	4.2
MSN 66-43-45□	66	430	450	5.2
MSN 88-16-16□	88	160	160	1.3
MSN 88-16-23□	88	160	230	1.6
MSN 88-16-28□	88	160	280	1.9
MSN 88-21-16□	88	210	160	1.5
MSN 88-21-23□	88	210	230	1.9
MSN 88-21-28□	88	210	280	2.3
MSN 88-21-35□	88	210	350	2.7
MSN 88-26-23□	88	260	230	2.3
MSN 88-26-28□	88	260	280	2.6
MSN 88-26-35□	88	260	350	3.1
MSN 88-32-23□	88	320	230	2.6
MSN 88-32-28□	88	320	280	3.0
MSN 88-32-35□	88	320	350	3.6
MSN 88-32-45□	88	320	450	4.4
MSN 88-37-23□	88	370	230	2.9
MSN 88-37-28□	88	370	280	3.3
MSN 88-37-35□	88	370	350	4.0
MSN 88-37-45□	88	370	450	4.7
MSN 88-43-23□	88	430	230	3.2
MSN 88-43-28□	88	430	280	3.7
MSN 88-43-35□	88	430	350	4.4
MSN 88-43-45□	88	430	450	5.5

Product no.	H	W	D	Weight (kg)
MSN 99-16-16□	99	160	160	1.3
MSN 99-16-23□	99	160	230	1.7
MSN 99-16-28□	99	160	280	2.0
MSN 99-21-16□	99	210	160	1.6
MSN 99-21-23□	99	210	230	2.0
MSN 99-21-28□	99	210	280	2.3
MSN 99-21-35□	99	210	350	2.8
MSN 99-26-23□	99	260	230	2.3
MSN 99-26-28□	99	260	280	2.7
MSN 99-26-35□	99	260	350	3.2
MSN 99-32-23□	99	320	230	2.6
MSN 99-32-28□	99	320	280	3.1
MSN 99-32-35□	99	320	350	3.7
MSN 99-32-45□	99	320	450	4.5
MSN 99-37-23□	99	370	230	2.9
MSN 99-37-28□	99	370	280	3.4
MSN 99-37-35□	99	370	350	4.1
MSN 99-37-45□	99	370	450	4.8
MSN 99-43-23□	99	430	230	3.3
MSN 99-43-28□	99	430	280	3.8
MSN 99-43-35□	99	430	350	4.5
MSN 99-43-45□	99	430	450	5.6
MSN133-16-16□	133	160	160	1.5
MSN133-16-23□	133	160	230	1.9
MSN133-16-28□	133	160	280	2.2
MSN133-21-16□	133	210	160	1.8
MSN133-21-23□	133	210	230	2.3
MSN133-21-28□	133	210	280	2.6
MSN133-21-35□	133	210	350	3.1
MSN133-26-23□	133	260	230	2.6
MSN133-26-28□	133	260	280	3.0
MSN133-26-35□	133	260	350	3.5
MSN133-32-23□	133	320	230	2.9
MSN133-32-28□	133	320	280	3.4
MSN133-32-35□	133	320	350	4.0
MSN133-32-45□	133	320	450	4.9
MSN133-37-23□	133	370	230	3.3
MSN133-37-28□	133	370	280	3.8
MSN133-37-35□	133	370	350	4.4
MSN133-37-45□	133	370	450	5.2
MSN133-43-23□	133	430	230	3.7
MSN133-43-28□	133	430	280	4.2
MSN133-43-35□	133	430	350	4.9
MSN133-43-45□	133	430	450	6.0

Product no. / Dimensions

Product no.	H	W	D	Weight (kg)
MSN149-16-16□	149	160	160	1.6
MSN149-16-23□	149	160	230	2.0
MSN149-16-28□	149	160	280	2.4
MSN149-21-16□	149	210	160	1.8
MSN149-21-23□	149	210	230	2.4
MSN149-21-28□	149	210	280	2.7
MSN149-21-35□	149	210	350	3.2
MSN149-26-23□	149	260	230	2.7
MSN149-26-28□	149	260	280	3.1
MSN149-26-35□	149	260	350	3.6
MSN149-32-23□	149	320	230	3.1
MSN149-32-28□	149	320	280	3.5
MSN149-32-35□	149	320	350	4.2
MSN149-32-45□	149	320	450	5.1
MSN149-37-23□	149	370	230	3.4
MSN149-37-28□	149	370	280	3.9
MSN149-37-35□	149	370	350	4.6
MSN149-37-45□	149	370	450	5.4
MSN149-43-23□	149	430	230	3.8
MSN149-43-28□	149	430	280	4.4
MSN149-43-35□	149	430	350	5.1
MSN149-43-45□	149	430	450	6.3
MSN177-16-16□	177	160	160	1.9
MSN177-16-23□	177	160	230	2.4
MSN177-16-28□	177	160	280	2.8
MSN177-21-16□	177	210	160	2.2
MSN177-21-23□	177	210	230	2.8
MSN177-21-28□	177	210	280	3.2
MSN177-21-35□	177	210	350	3.8
MSN177-26-23□	177	260	230	3.2
MSN177-26-28□	177	260	280	3.6
MSN177-26-35□	177	260	350	4.2
MSN177-32-23□	177	320	230	3.5
MSN177-32-28□	177	320	280	4.0
MSN177-32-35□	177	320	350	4.8
MSN177-32-45□	177	320	450	5.8
MSN177-37-23□	177	370	230	3.9
MSN177-37-28□	177	370	280	4.4
MSN177-37-35□	177	370	350	5.2
MSN177-37-45□	177	370	450	6.1
MSN177-43-23□	177	430	230	4.3
MSN177-43-28□	177	430	280	4.9
MSN177-43-35□	177	430	350	5.7
MSN177-43-45□	177	430	450	7.0

Product no.	H	W	D	Weight (kg)
MSN199-16-16□	199	160	160	2.0
MSN199-16-23□	199	160	230	2.6
MSN199-16-28□	199	160	280	2.9
MSN199-21-16□	199	210	160	2.3
MSN199-21-23□	199	210	230	2.9
MSN199-21-28□	199	210	280	3.3
MSN199-21-35□	199	210	350	3.9
MSN199-26-23□	199	260	230	3.3
MSN199-26-28□	199	260	280	3.7
MSN199-26-35□	199	260	350	4.4
MSN199-32-23□	199	320	230	3.7
MSN199-32-28□	199	320	280	4.2
MSN199-32-35□	199	320	350	4.9
MSN199-32-45□	199	320	450	5.9
MSN199-37-23□	199	370	230	4.0
MSN199-37-28□	199	370	280	4.6
MSN199-37-35□	199	370	350	5.4
MSN199-37-45□	199	370	450	6.3
MSN199-43-23□	199	430	230	4.5
MSN199-43-28□	199	430	280	5.1
MSN199-43-35□	199	430	350	5.9
MSN199-43-45□	199	430	450	7.2
MSN222-16-16□	222	160	160	2.2
MSN222-16-23□	222	160	230	2.7
MSN222-16-28□	222	160	280	3.0
MSN222-21-16□	222	210	160	2.5
MSN222-21-23□	222	210	230	3.0
MSN222-21-28□	222	210	280	3.4
MSN222-21-35□	222	210	350	4.1
MSN222-26-23□	222	260	230	3.4
MSN222-26-28□	222	260	280	3.8
MSN222-26-35□	222	260	350	4.5
MSN222-32-23□	222	320	230	3.8
MSN222-32-28□	222	320	280	4.3
MSN222-32-35□	222	320	350	5.1
MSN222-32-45□	222	320	450	6.2
MSN222-37-23□	222	370	230	4.2
MSN222-37-28□	222	370	280	4.8
MSN222-37-35□	222	370	350	5.6
MSN222-37-45□	222	370	450	6.6
MSN222-43-23□	222	430	230	4.7
MSN222-43-28□	222	430	280	5.2
MSN222-43-35□	222	430	350	6.1
MSN222-43-45□	222	430	450	7.5

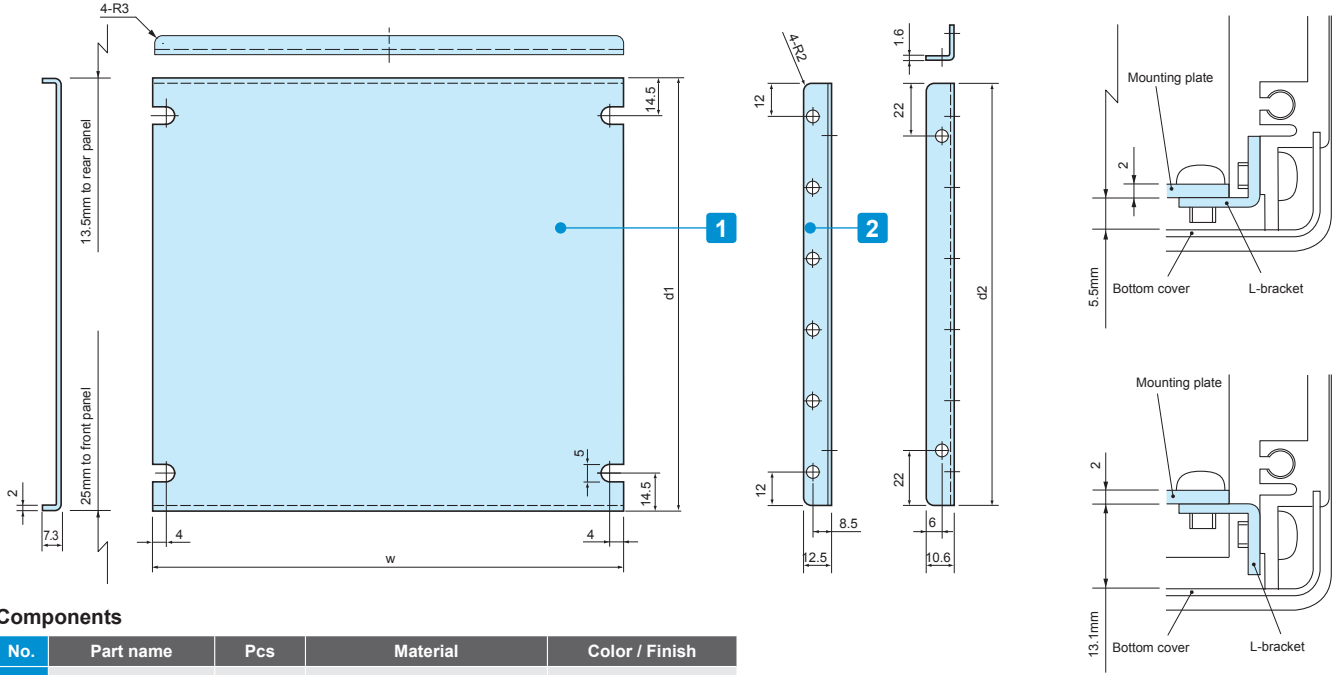
MSC SERIES

MOUNTING PLATE for MS • MSN • MSY

DXF/DWG/PDF drawings available on our website.

1 set = Mounting plate + L-bracket

Mounting example



Components

No.	Part name	Pcs	Material	Color / Finish
1	Mounting plate	1	Aluminium A1050P t=2.0	Unfinished
2	L-bracket	2	Steel SPCC	Trivalent chromate

Included screws: M4-6 pan head, trivalent chromate x8

Product no. / Dimensions

Product no.	w	d1	d2	Enclosure WxD	Weight (g)
MSC16-16	130	96.5	91.5	160 × 160	120
MSC16-23	130	166.5	161.5	160 × 230	210
MSC16-28	130	216.5	211.5	160 × 280	270
MSC21-16	180	96.5	91.5	210 × 160	150
MSC21-23	180	166.5	161.5	210 × 230	250
MSC21-28	180	216.5	211.5	210 × 280	330
MSC21-35	180	286.5	281.5	210 × 350	430
MSC26-23	230	166.5	161.5	260 × 230	300
MSC26-28	230	216.5	211.5	260 × 280	390
MSC26-35	230	286.5	281.5	260 × 350	510
MSC32-23	290	166.5	161.5	320 × 230	360

Product no.	w	d1	d2	Enclosure WxD	Weight (g)
MSC32-28	290	216.5	211.5	320 × 280	460
MSC32-35	290	286.5	281.5	320 × 350	600
MSC32-45	290	386.5	381.5	320 × 450	810
MSC37-23	340	166.5	161.5	370 × 230	410
MSC37-28	340	216.5	211.5	370 × 280	520
MSC37-35	340	286.5	281.5	370 × 350	680
MSC37-45	340	386.5	381.5	370 × 450	910
MSC43-23	400	166.5	161.5	430 × 230	460
MSC43-28	400	216.5	211.5	430 × 280	590
MSC43-35	400	286.5	281.5	430 × 350	770
MSC43-45	400	386.5	381.5	430 × 450	1,040

MSCL SERIES

L-BRACKET for MS • MSN • MSY

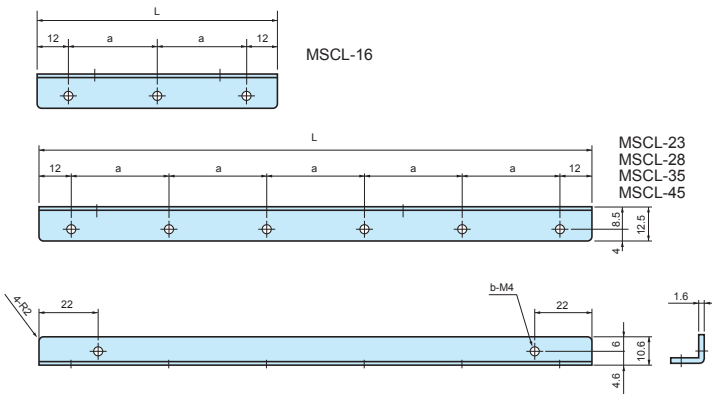
- Use with your original mounting plate or PCB.
- 1 pair of L-bracket are included with each MSC mounting plate.

Components

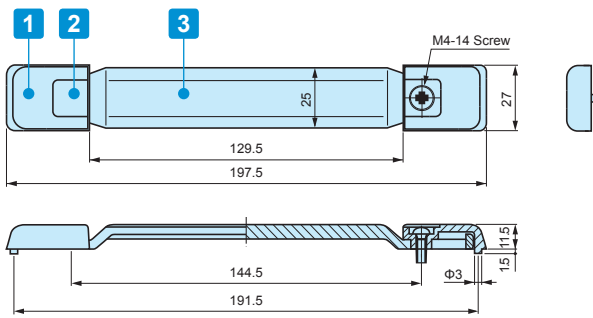
Part name	Material	Color / Finish
L-bracket	Steel SPCC	Trivalent chromate

Product no. / Dimensions

Product no.	L	a	b	Sales unit
MSCL-16	91.5	33.75	5	1 set (2 pcs)
MSCL-23	161.5	27.5	8	1 set (2 pcs)
MSCL-28	211.5	37.5	8	1 set (2 pcs)
MSCL-35	281.5	51.5	8	1 set (2 pcs)
MSCL-45	381.5	71.5	8	1 set (2 pcs)



MY SERIES CARRYING HANDLE



Components

No.	Part name	Pcs	Material	Color / Finish
1	Holder	2	PC + ABS	Gray • Black
2	Blind cap	2	PP + Elastomer	Gray • Black
3	Grip	1	PP + Elastomer	Gray • Black
-	Screw	2	Steel	Trivalent chromate
-	Slide nut	2	Brass : PE	Nickel plated : Black

Product no. / Dimensions

Product no.		Max load
● Gray	● Black	
MY-197G	MY-197B	20kgf

■ Not suitable for MS series if D = 160mm.

MSN • MSY SERIES INSTALLATION METHOD

Insert the slide nut into the side frame.



Adjust the slide nut to the required position.



MSN series installation.



MSY series installation.

